

Please check the examination details below before entering your candidate information

Candidate surname

Other names

Pearson Edexcel
International GCSE (9–1)

Centre Number

--	--	--	--	--

Candidate Number

--	--	--	--	--

Thursday 9 January 2020

Morning (Time: 2 hours)

Paper Reference **4CH1/1C 4SD0/1C**

Chemistry

Unit: 4CH1

Science (Double Award) 4SD0

Paper: 1C

You must have:

Calculator, ruler

Total Marks

Instructions

- Use **black** ink or ball-point pen.
- **Fill in the boxes** at the top of this page with your name, centre number and candidate number.
- Answer **all** questions.
- Answer the questions in the spaces provided
– *there may be more space than you need.*
- Show all the steps in any calculations and state the units.
- Some questions must be answered with a cross in a box ☒. If you change your mind about an answer, put a line through the box ☒ and then mark your new answer with a cross ☒.

Information

- The total mark for this paper is 110.
- The marks for **each** question are shown in brackets
– *use this as a guide as to how much time to spend on each question.*

Advice

- Read each question carefully before you start to answer it.
- Write your answers neatly and in good English.
- Try to answer every question.
- Check your answers if you have time at the end.

Turn over ►

P59923A

©2020 Pearson Education Ltd.

1/1/1/1/




Pearson

The Periodic Table of the Elements

1	2	3	4	5	6	7	0										
7 Li lithium 3	9 Be beryllium 4	11 Na sodium 11	12 Mg magnesium 12	13 Al aluminium 13	14 N nitrogen 7	15 P phosphorus 15	16 S sulfur 16	17 Cl chlorine 17	18 Ar argon 18								
19 K potassium 19	20 Ca calcium 20	21 Sc scandium 21	22 Ti titanium 22	23 V vanadium 23	24 Cr chromium 24	25 Mn manganese 25	26 Fe iron 26	27 Co cobalt 27	28 Ni nickel 28	29 Cu copper 29	30 Zn zinc 30	31 Ga gallium 31	32 Ge germanium 32	33 As arsenic 33	34 Se selenium 34	35 Br bromine 35	36 Kr krypton 36
37 Rb rubidium 37	38 Sr strontium 38	39 Y yttrium 39	40 Zr zirconium 40	41 Nb niobium 41	42 Mo molybdenum 42	43 Tc technetium 43	44 Ru ruthenium 44	45 Rh rhodium 45	46 Pd palladium 46	47 Ag silver 47	48 Cd cadmium 48	49 In indium 49	50 Sn tin 50	51 Sb antimony 51	52 Te tellurium 52	53 I iodine 53	54 Xe xenon 54
55 Cs caesium 55	56 Ba barium 56	57 La* lanthanum 57	72 Hf hafnium 72	73 Ta tantalum 73	74 W tungsten 74	75 Re rhenium 75	76 Os osmium 76	77 Ir iridium 77	78 Pt platinum 78	79 Au gold 79	80 Hg mercury 80	81 Tl thallium 81	82 Pb lead 82	83 Bi bismuth 83	84 Po polonium 84	85 At astatine 85	86 Rn radon 86
[223] Fr francium 87	[226] Ra radium 88	[227] Ac* actinium 89	[261] Rf rutherfordium 104	[262] Db dubnium 105	[266] Sg seaborgium 106	[264] Bh bohrium 107	[277] Hs hassium 108	[268] Mt meitnerium 109	[271] Ds darmstadtium 110	[272] Rg roentgenium 111	Elements with atomic numbers 112-116 have been reported but not fully authenticated						

1	H hydrogen 1
---	---------------------------

relative atomic mass
atomic symbol
name
atomic (proton) number

* The lanthanoids (atomic numbers 58-71) and the actinoids (atomic numbers 90-103) have been omitted.
The relative atomic masses of copper and chlorine have not been rounded to the nearest whole number.

DO NOT WRITE IN THIS AREA

DO NOT WRITE IN THIS AREA

DO NOT WRITE IN THIS AREA



Answer ALL questions.

1 This question is about gases in the atmosphere.

(a) The box gives the names of some gases in the atmosphere.

argon carbon dioxide helium nitrogen oxygen

Choose gases from the box to answer these questions.

Each gas may be used once, more than once or not at all.

(i) Identify a noble gas. (1)

(ii) Identify a gas that makes up about 78% of the atmosphere. (1)

(iii) Identify a greenhouse gas. (1)

(iv) Identify a gas produced by the thermal decomposition of calcium carbonate. (1)

(b) Sulfur reacts with oxygen to produce sulfur dioxide gas.

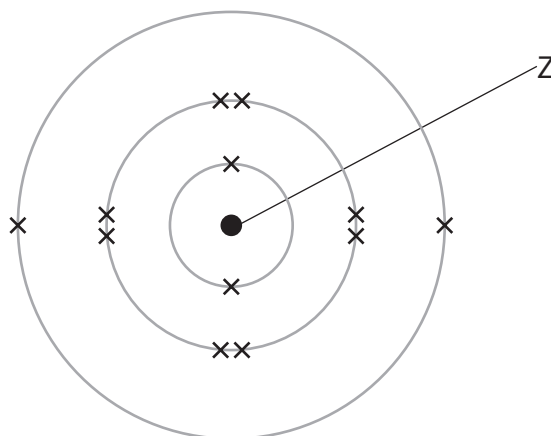
(i) Write a chemical equation for this reaction. (1)

(ii) State an environmental problem caused when sulfur dioxide gas dissolves in water in the atmosphere. (1)

(Total for Question 1 = 6 marks)



- 2 The diagram shows the electronic configuration of an atom of an element.



- (a) Complete the table by giving the missing information about this atom.

(5)

name of the part of this atom labelled Z	
number of protons in this atom	
number of the group that contains this element	
number of the period that contains this element	
the charge on the ion formed from this atom	

DO NOT WRITE IN THIS AREA

DO NOT WRITE IN THIS AREA

DO NOT WRITE IN THIS AREA



(b) This element has three isotopes.

The table shows the mass number and percentage abundance of each isotope in a sample of this element.

Mass number	Percentage abundance (%)
24	79.2
25	10.0
26	10.8

Calculate the relative atomic mass (A_r) of this element.

Give your answer to one decimal place.

(3)

relative atomic mass =

(Total for Question 2 = 8 marks)

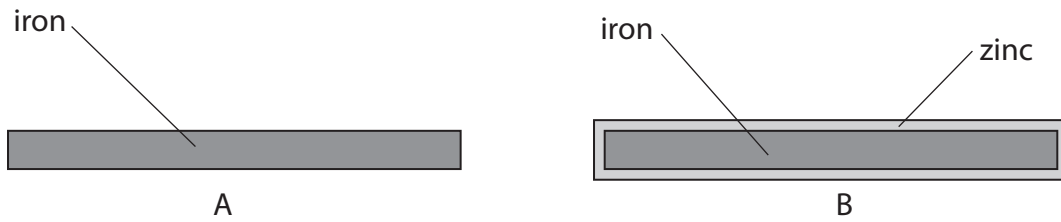
DO NOT WRITE IN THIS AREA

DO NOT WRITE IN THIS AREA

DO NOT WRITE IN THIS AREA



3 The diagram shows two samples of iron, A and B.



Sample B is coated with a thin layer of zinc.

(a) Name the process used to coat iron with zinc.

(1)

(b) The two samples of iron are left outside for several weeks.

A brown solid containing hydrated iron(III) oxide forms on sample A.

(i) Give the common name for the brown solid.

(1)

(ii) Give the names of the two substances that react with the iron to form the brown solid.

(2)

1

2

DO NOT WRITE IN THIS AREA

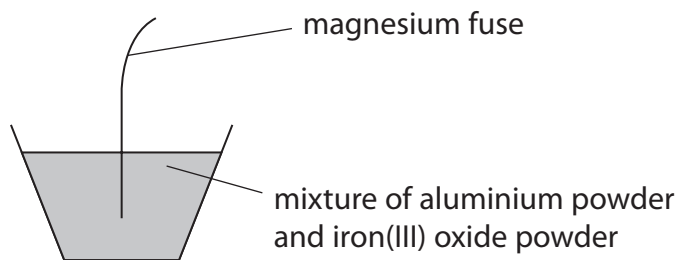
DO NOT WRITE IN THIS AREA

DO NOT WRITE IN THIS AREA



(c) Iron can be formed by reacting aluminium powder with iron(III) oxide.

The diagram shows how this reaction can be demonstrated.

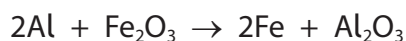


When the magnesium fuse is lit, a very exothermic reaction occurs.

(i) State the meaning of the term **exothermic**.

(1)

(ii) The equation for the reaction between aluminium and iron(III) oxide is



Explain what this reaction shows about the relative reactivities of aluminium and iron.

(2)

(iii) Explain why the reaction between aluminium and iron(III) oxide is a redox reaction.

(3)

(Total for Question 3 = 10 marks)



4 This question is about ionic compounds.

(a) The table shows the formulae of some positive and negative ions, and the formulae of some compounds containing these ions.

	Mg^{2+}	Al^{3+}	NH_4^+
S^{2-}	MgS	Al_2S_3	
NO_3^-		$\text{Al}(\text{NO}_3)_3$	NH_4NO_3
CO_3^{2-}	MgCO_3		$(\text{NH}_4)_2\text{CO}_3$

(i) Complete the table by giving the three missing formulae.

(3)

(ii) Give the name of the compound with the formula NH_4NO_3

(1)

(b) Sodium oxide, Na_2O , is an ionic compound.

The sodium and oxide ions are held together by ionic bonds.

(i) State the meaning of the term **ionic bond**.

(2)

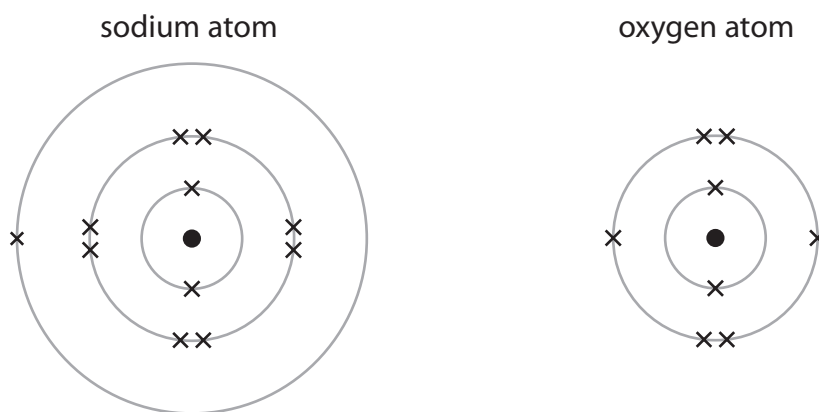
DO NOT WRITE IN THIS AREA

DO NOT WRITE IN THIS AREA

DO NOT WRITE IN THIS AREA



(ii) The diagram shows the arrangement of the electrons in a sodium atom and in an oxygen atom.



Draw diagrams in the boxes to show the arrangement of the electrons in the ions of sodium oxide.

Include the charges on the ions.

(3)

sodium ion	oxide ion	sodium ion
------------	-----------	------------

(Total for Question 4 = 9 marks)

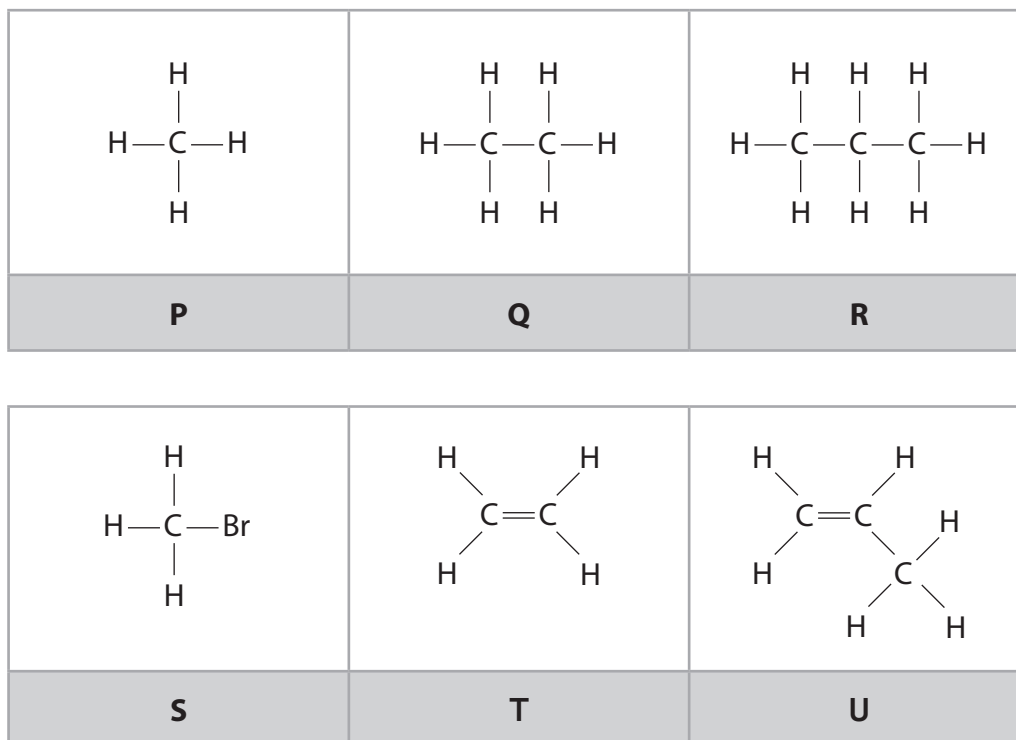
DO NOT WRITE IN THIS AREA

DO NOT WRITE IN THIS AREA

DO NOT WRITE IN THIS AREA



5 The boxes show the displayed formulae of six organic compounds, P, Q, R, S, T and U.



(a) Use the letters P, Q, R, S, T and U to answer these questions.

Each letter may be used once, more than once or not at all.

(i) Give the letter of the compound that is **not** a hydrocarbon.

(1)

(ii) Give the letters of the two compounds that have the same empirical formula.

(1)

(iii) Give the letter of the compound that is used to manufacture poly(propene).

(1)

DO NOT WRITE IN THIS AREA

DO NOT WRITE IN THIS AREA

DO NOT WRITE IN THIS AREA



(e) An organic compound has the percentage composition by mass

$$C = 36.36\% \quad H = 6.06\% \quad F = 57.58\%$$

(i) Show that the empirical formula of the compound is CH_2F (2)

(ii) The relative molecular mass (M_r) of the compound is 66.
Determine the molecular formula of the compound. (2)

molecular formula =

(Total for Question 5 = 14 marks)



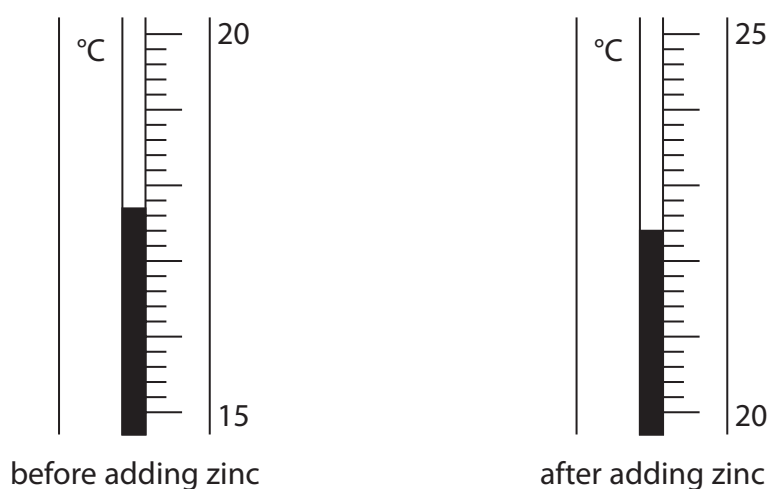
6 A student uses this method to investigate the reaction of dilute hydrochloric acid with zinc.

- pour some dilute hydrochloric acid into a glass beaker
- record the initial temperature of the acid
- add a piece of zinc and stir the mixture
- record the temperature of the mixture after one minute

(a) Write a word equation for the reaction of dilute hydrochloric acid with zinc.

(1)

(b) The diagram shows the thermometer readings for this reaction.



Complete the table, giving all values to the nearest 0.1°C.

(3)

temperature in °C after adding zinc	
temperature in °C before adding zinc	
temperature change in °C	



DO NOT WRITE IN THIS AREA

DO NOT WRITE IN THIS AREA

DO NOT WRITE IN THIS AREA

- (c) Another student repeats the method using five different metals to compare their reactivity.
 - (i) This student uses a polystyrene cup instead of a glass beaker.

Explain why a polystyrene cup is better than a glass beaker in this investigation. (2)

.....

.....

.....

.....

- (ii) Give three factors that the student should keep constant in this investigation. (3)

1

2

3



(d) The table shows some of the student's results.

Metal added	Observation	Temperature change in °C
copper	no bubbling	0.0
iron	slow bubbling	
magnesium	rapid bubbling	8.7
tin	very slow bubbling	1.4
zinc	moderate bubbling	5.1

(i) State why there is no temperature change for copper.

(1)

(ii) Predict the temperature change for iron.

(1)

temperature change = °C

(iii) Deduce the order of reactivity of the five metals.

(1)

most reactive

.....

.....

.....

least reactive

(Total for Question 6 = 12 marks)



7 This question is about some of the halogens and their compounds.

(a) (i) Which element is a liquid at room temperature?

(1)

- A astatine
- B bromine
- C chlorine
- D iodine

(ii) Which element has the palest colour?

(1)

- A astatine
- B bromine
- C chlorine
- D iodine

(iii) Which element is the least reactive?

(1)

- A astatine
- B bromine
- C chlorine
- D iodine

DO NOT WRITE IN THIS AREA

DO NOT WRITE IN THIS AREA

DO NOT WRITE IN THIS AREA



(b) A teacher uses displacement reactions to demonstrate the reactivities of some halogens.

She adds solutions of chlorine, bromine and iodine separately to three different sodium halide solutions.

The table shows some of the teacher's results.

	sodium chloride	sodium bromide	sodium iodide
chlorine solution	not done	solution turns orange	
bromine solution	solution stays orange	not done	solution turns brown
iodine solution		solution stays brown	not done

A change in colour of the solution indicates that a reaction has occurred.


(i) Complete the table by predicting the missing results.

(2)

(ii) State why the teacher does not add bromine solution to sodium bromide solution.

(1)

(iii) The word equation for the reaction of bromine with sodium iodide is



Write a chemical equation for this reaction.

(1)

DO NOT WRITE IN THIS AREA

DO NOT WRITE IN THIS AREA

DO NOT WRITE IN THIS AREA



DO NOT WRITE IN THIS AREA

DO NOT WRITE IN THIS AREA

DO NOT WRITE IN THIS AREA

BLANK PAGE



P 5 9 9 2 3 A 0 1 9 2 8

8 (a) Carbon dioxide changes directly from a solid to a gas without becoming a liquid.

(i) Give the name of the change of state from solid to gas.

(1)

.....

(ii) Describe the test for carbon dioxide gas.

(2)

.....

.....

.....

.....

(b) Carbon dioxide is a simple molecular covalent substance.

Explain why carbon dioxide turns from a solid to a gas at a very low temperature.

(2)

.....

.....

.....

.....

.....

.....

DO NOT WRITE IN THIS AREA

DO NOT WRITE IN THIS AREA

DO NOT WRITE IN THIS AREA



DO NOT WRITE IN THIS AREA

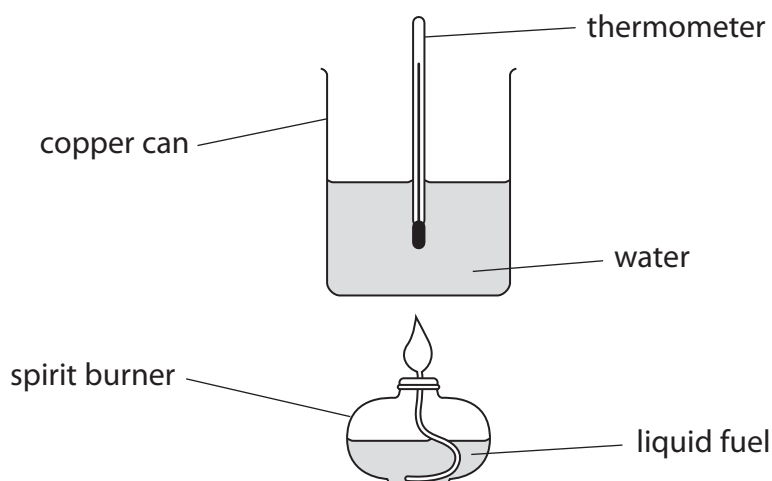
DO NOT WRITE IN THIS AREA

DO NOT WRITE IN THIS AREA

BLANK PAGE



- 9 A student uses this apparatus to investigate the heat energy released when a liquid fuel is burned.



This is the student's method.

- measure the mass of the spirit burner and fuel
- add 100 cm^3 of water to the copper can
- record the temperature of the water
- use the spirit burner to heat the water until the temperature rises by 30°C
- immediately measure the new mass of the spirit burner and fuel

- (a) Suggest why the student measures the mass of the spirit burner and fuel immediately after heating the water.

(1)

- (b) When the fuel is burned, the student notices that a black solid forms on the bottom of the copper can.

- (i) Identify the black solid.

(1)

- (ii) Explain why the black solid forms.

(2)



- (c) (i) Show that the heat energy change, Q , to raise the temperature of 100 cm^3 of water by 30°C is approximately 13 kJ.

[mass of 1.0 cm^3 of water = 1.0 g]

[c for water = $4.2\text{ J/g/}^\circ\text{C}$]

(3)

- (ii) The student burns 0.96 g of methanol, CH_3OH

Calculate the molar enthalpy change, ΔH , in kJ/mol, for the combustion of methanol.

Include a sign in your answer.

[M_r of methanol = 32]

(3)

$\Delta H = \dots\dots\dots$ kJ/mol

- (d) The table shows data book values for the molar enthalpy change, ΔH , for the combustion of some alcohols with different numbers of carbon atoms per molecule.

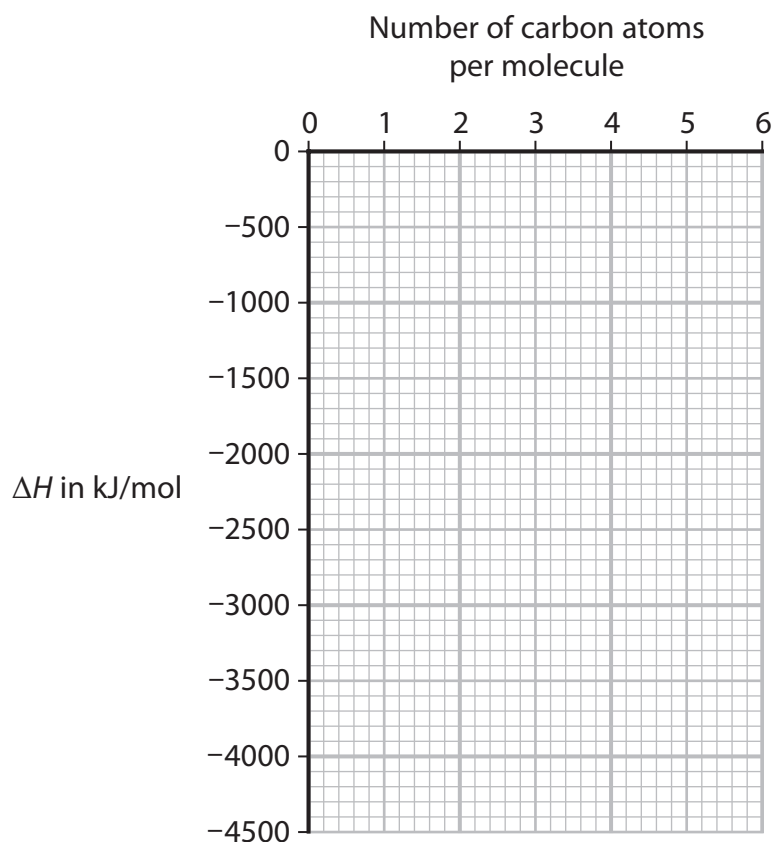
Number of carbon atoms per molecule	1	2	3	4	5
Molar enthalpy change, ΔH, in kJ/mol	-730	-1370	-2020	-2680	-3320



(i) Plot the data values from the table on the grid.

Draw a straight line of best fit.

(2)



(ii) Deduce the value of ΔH for an alcohol with six carbon atoms per molecule.

Show on the graph how you obtained your answer.

(2)

$\Delta H = \dots\dots\dots$ kJ/mol

(iii) State the relationship between ΔH and the number of carbon atoms per molecule.

(1)

.....

.....

(Total for Question 9 = 15 marks)

DO NOT WRITE IN THIS AREA

DO NOT WRITE IN THIS AREA

DO NOT WRITE IN THIS AREA



10 Nitric acid (HNO_3) is used in the production of fertilisers.

Nitric acid is manufactured in three stages.

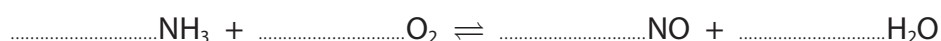
Stage 1 ammonia reacts with oxygen in the presence of a platinum catalyst to produce nitrogen monoxide gas, NO , and water.

Stage 2 nitrogen monoxide gas reacts with more oxygen to produce nitrogen dioxide gas, NO_2 .

Stage 3 nitrogen dioxide gas reacts with water to produce nitric acid and more nitrogen monoxide gas.

(a) (i) Complete the chemical equation for the reaction in stage 1.

(1)



(ii) Give the meaning of the symbol \rightleftharpoons

(1)

.....

(iii) State the purpose of the platinum catalyst.

(1)

.....

(b) Give a chemical equation for the reaction of nitrogen monoxide and oxygen in stage 2.

(1)

.....

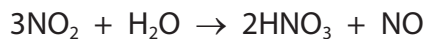
DO NOT WRITE IN THIS AREA

DO NOT WRITE IN THIS AREA

DO NOT WRITE IN THIS AREA



(c) (i) The equation for the reaction in stage 3 is



Calculate the maximum mass, in tonnes, of nitric acid that could be produced in this reaction from 11.5 tonnes of nitrogen dioxide.

[1 tonne = $1.0 \times 10^6\text{g}$]

(4)

mass of nitric acid = tonnes

(ii) Suggest what use can be made of the nitrogen monoxide gas formed in stage 3.

(1)

.....

.....

.....


QUESTION 10 CONTINUES ON NEXT PAGE

DO NOT WRITE IN THIS AREA



(d) When copper(II) oxide reacts with dilute nitric acid, copper(II) nitrate is produced.

The equation for the reaction is



0.200 mol of nitric acid reacts with excess copper(II) oxide.

A mass of 15.3 g of copper(II) nitrate is produced.

Calculate the percentage yield of copper(II) nitrate.

[M_r of copper(II) nitrate = 187.5]

(3)

percentage yield = %

(Total for Question 10 = 12 marks)

TOTAL FOR PAPER = 110 MARKS

